
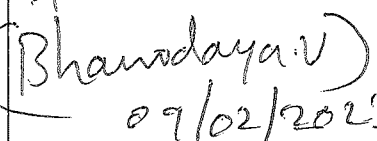







<b>AM/NS INDIA</b> (AMNSIL)	ARCELORMITTAL NIPPON STEEL INDIA LIMITED	Ref:	AMNS/Project/ TS/ HSEM/ 18
	HSE MANAGEMENT SYSTEM FOR PROJECTS	Revision No.	00
	HSE TECHNICAL STANDARD	Effective Date:	15-12-2022
	SAFETY SIGNAGE AND DISPLAY OF SAFETY INFORMATION	Page No.	Page 1 of 10

## TECHNICAL STANDARD (TS)

# SAFETY SIGNAGE AND DISPLAY OF SAFETY INFORMATION


Prepared by	Reviewed and verified by	Authorized by
 M/s Chola MS Risk Services  09/02/2023	 Arbind Sharma (Project Head - Infrastructure)	 Santhosh Mundhada (Executive Director)
	 Jose Numpeli (Project Head - Downstream)	
	 14/02/2023 Samar Suri (Project Head - Upstream)	

  
13/02/2023

<b>AM/NS INDIA</b> (AMNSIL)	ARCELORMITTAL NIPPON STEEL INDIA LIMITED	Ref:	AMNS/Project/ TS/ HSEM/ 18
	HSE MANAGEMENT SYSTEM FOR PROJECTS	Revision No.	00
	HSE TECHNICAL STANDARD	Effective Date:	15-12-2022
	SAFETY SIGNAGE AND DISPLAY OF SAFETY INFORMATION	Page No.	Page 2 of 10

#### Document Change Note


Rev. No	Rev. Date	Comments / Changes
00	15-12-2022	New Issue



<b>AM/NS INDIA</b> (AMNSIL)	ARCELORMITTAL NIPPON STEEL INDIA LIMITED	Ref:	AMNS/Project/ TS/ HSEM/ 18
	HSE MANAGEMENT SYSTEM FOR PROJECTS	Revision No.	00
	HSE TECHNICAL STANDARD	Effective Date:	15-12-2022
	<b>SAFETY SIGNAGE AND DISPLAY OF SAFETY INFORMATION</b>	Page No.	Page 3 of 10

## CONTENTS

<b>1</b>	<b>PURPOSE</b>	4
<b>2</b>	<b>SCOPE</b>	4
<b>3</b>	<b>DEFINITIONS</b>	4
<b>4</b>	<b>RESPONSIBILITIES</b>	4
<b>5</b>	<b>SAFETY SIGNAGE REQUIREMENTS DESCRIPTION</b>	5
5.1.	GENERAL REQUIREMENT	5
5.2.	DESIGN REQUIREMENT	5
5.3.	USE OF SIGNS ON CONTAINERS	5
5.4.	IMPLEMENTATION: SIGNAGE TO BE USED	6
5.5.	MANDATORY PPE SIGNS	6
5.6.	AMNS LIFE SAVING GOLDEN RULES FOR SAFETY	7
5.7.	EMERGENCY SIGNS	7
5.8.	WARNING SIGNS – HAZARDOUS CONDITIONS	8
5.9.	FIRE EQUIPMENT	8
5.10.	PROHIBITION SIGNS	9
5.11.	SPECIFICATION, SHAPE, COLOUR & SYMBOLS FOR HSE SIGNAGE (STANDARD)	9



<b>AM/NS INDIA</b> (AMNSIL)	ARCELORMITTAL NIPPON STEEL INDIA LIMITED	Ref:	AMNS/Project/ TS/ HSEM/ 18
	HSE MANAGEMENT SYSTEM FOR PROJECTS	Revision No.	00
	HSE TECHNICAL STANDARD	Effective Date:	15-12-2022
	SAFETY SIGNAGE AND DISPLAY OF SAFETY INFORMATION	Page No.	Page 4 of 10

## 1 PURPOSE

The use of safety signage plays an important role in risk management at AMNS Project Sites. This standard outlines how to implement the requirements and ensures alignment with the international standards.

## 2 SCOPE

This procedure shall apply to all AMNS project sites and related work areas including contractors to meet –

- Legal and regulatory requirements
- Project specific HSE requirements
- ISO 45001 and ISO 14001 standard requirements
- AMNS HSE Policy

## 3 DEFINITIONS

**Safety signage:** A type of sign designed to warn of hazards, indicate mandatory actions or required use of personal protective equipment, prohibit actions or objects, identify the location of firefighting or safety equipment, or marking of exit routes.

**Prohibition Signage:** A sign prohibiting behavior likely to increase or cause danger (e.g. “No access for unauthorized personnel”)

**Warning Signage:** A sign giving a warning of a hazard or danger (e.g. “Danger: High Voltage”)

**Mandatory Signage:** A safety sign prescribing specific behavior (e.g. “Personal Protective Equipment Must Be Worn”)

**Emergency Signage:** A sign giving information on emergency exits, first aid, or rescue facilities (e.g. “Emergency Exit”)

## 4 RESPONSIBILITIES


**Project Head:** Responsible for enforcing the mandatory requirements for safety signage on project sites.

**HSE Manager:** Responsible for providing guidance on which warning signs are required and which type.

**Area Supervisor:** Area supervisors are responsible for ensure there are sufficient safety signs, visible and in good condition.

### Procurement Department

- Responsible for procurement of safety signage as indicated in this procedure
- Ensure the orders are place to approved vendors.



<b>AM/NS INDIA</b> (AMNSIL)	<b>ARCELORMITTAL NIPPON STEEL INDIA LIMITED</b>	Ref:	<b>AMNS/Project/ TS/ HSEM/ 18</b>
	<b>HSE MANAGEMENT SYSTEM FOR PROJECTS</b>	Revision No.	<b>00</b>
	<b>HSE TECHNICAL STANDARD</b>	Effective Date:	<b>15-12-2022</b>
	<b>SAFETY SIGNAGE AND DISPLAY OF SAFETY INFORMATION</b>	Page No.	Page 5 of 10

## 5 SAFETY SIGNAGE REQUIREMENTS DESCRIPTION

### 5.1. GENERAL REQUIREMENT

HSE Signs are used as reminders of residual risk – the risk that remains after implementation of reasonably practicable controls to reduce an identified risk.

The requirement for safety signs will be assessed and displayed. These include:

- Mandatory rules (e.g. PPE compliance, prohibited activities)
- Location of emergency equipment (first aid, eye wash station)
- Location of fire-fighting equipment
- Presence of significant hazards (e.g. forklifts, high voltage)
- In some cases, more than one type of HSE sign may be necessary, for example, an illuminated warning sign indicating a specific risk combined with an acoustic alarm meaning 'general danger' to alert people (e.g. flashing light and reversing alarm on a forklift).

These 4 important safety signs can be broken into categories: Prohibition, Warning, Mandatory and Emergency.

### 5.2. DESIGN REQUIREMENT

All HSE signage must comply with the mandatory legal specification for colour, shape, dimension/proportion and pictogram.

When purchasing and installing signage, it must be borne in mind that the sign must be:

- Sufficiently large and clear so that they can be easily seen and understood
- Secured in a prominent position
- Manufactured of a material which will withstand the ambient conditions (e.g. with UV protection for external signage).
- Where words are included, they must be in a language that is appropriate to the majority of the workforce.
- Periodically cleaned and maintained to ensure they remain visible and effective.

### 5.3. USE OF SIGNS ON CONTAINERS

All containers, tanks, vessels and pipework in the workplace that contain dangerous materials / substances, or which are under pressure will have signs or labels affixed to warn persons of the dangers within.


<b>AM/NS INDIA</b> (AMNSIL)	<b>ARCELORMITTAL NIPPON STEEL INDIA LIMITED</b>	Ref:	<b>AMNS/Project/ TS/ HSEM/ 18</b>
	<b>HSE MANAGEMENT SYSTEM FOR PROJECTS</b>	Revision No.	<b>00</b>
	<b>HSE TECHNICAL STANDARD</b>	Effective Date:	<b>15-12-2022</b>
	<b>SAFETY SIGNAGE AND DISPLAY OF SAFETY INFORMATION</b>	Page No.	Page 6 of 10

#### 5.4. IMPLEMENTATION: SIGNAGE TO BE USED

Based on the reasonably foreseeable risks, the following requirements for installation of signage has been identified. This is the minimum mandatory signage. Additional warning / reminders (such as speed limits) should also be posted.

- Mandatory Personal Protective Equipment
- AMNS - Golden Life Saving Rules
- Warning: Pictorial Do's & Don'ts for all involved activities at site and office
- Emergency layout (showing exits, location of firefighting equipment, location of first aid kit, location of emergency

#### 5.5. MANDATORY PPE SIGNS – REFER PROCEDURE FOR PPE FOR SPECIFIC REQUIREMENTS




*[Handwritten signature]*


<b>AM/NS INDIA</b> (AMNSIL)	ARCELORMITTAL NIPPON STEEL INDIA LIMITED	Ref:	AMNS/Project/ TS/ HSEM/ 18
	HSE MANAGEMENT SYSTEM FOR PROJECTS	Revision No.	00
	HSE TECHNICAL STANDARD	Effective Date:	15-12-2022
	<b>SAFETY SIGNAGE AND DISPLAY OF SAFETY INFORMATION</b>	Page No.	Page 7 of 10


## 5.6. AMNS LIFE SAVING GOLDEN RULES FOR SAFETY


**AM/NS  
INDIA**


**Life Saving  
Golden Rules**  
Respect them to stay alive

- 

I work in a "fit and able" condition.  
मैं स्वस्थ, दुरुस्त और सक्षम स्थिति में काम करता/करती हूँ  
हूँ स्वस्थ, दुरुस्त और सक्षम स्थिति में काम करी रहूँ/रही हूँ.
- 

I use fall prevention or protection when the risk of falling is beyond 1.8 m.  
जब गिरने का डर १.८ मीटर से अधिक हो तब मैं इसके निवारण की योजना एवं सुरक्षा उपकरणों का उपयोग करता/करती हूँ  
जब पड़वाले जोखिम १.८ मीटर से अधिक हो तब मैं सुरक्षा उपकरणों का उपयोग करी रहूँ/रही हूँ.
- 


I follow the isolation procedure  
मैं आईसोलेशन प्रक्रिया का पालन करता/करती हूँ  
हूँ आईसोलेशन प्रक्रिया का पालन करी रहूँ/रही हूँ.
- 


I follow the confined space procedure  
मैं सीमित जगह एवं स्थान प्रक्रिया के नियमों का पालन करता/करती हूँ  
हूँ सीमित जगह एवं स्थान प्रक्रिया का पालन करी रहूँ/रही हूँ.
- 


I respect all rules of load handling and never stand under a suspended load  
मैं लोड हैंडलिंग के सभी नियमों का पालन करता हूँ और कभी भी लटके लोड, बोझ के नीचे खड़ा नहीं होता/होती  
हूँ लोड हैंडलिंग का तमाम नियमों का पालन करूँ/करती हूँ और कभी भी लटके लोड, बोझ के नीचे खड़ा/खड़ी नहीं होती.


**AM/NS  
INDIA**


**Life Saving  
Golden Rules**  
Respect them to stay alive

- 

I respect all traffic and driving rules  
मैं सभी ट्रैफिक और ड्राइविंग (यातायात एवं परिवहन) नियमों का पालन करता/करती हूँ  
हूँ ट्रैफिक और ड्राइविंग (यातायात एवं परिवहन) का तमाम नियमों का पालन करी रहूँ/रही हूँ.
- 





I respect rail priority and stay out of close clearance areas  
मैं रेल प्राथमिकता का सम्मान करता हूँ और मजदीकी निकासी क्षेत्रों से दूर रहता हूँ  
हूँ रेल प्राथमिकता का सम्मान करूँ/करती हूँ और नजदीकी निकासी क्षेत्रों से दूर रहूँ/रही हूँ.
- 

I respect the rules for entering and working in hazardous gas areas  
मैं खतरनाक एवं हानिकारक क्षेत्रों में प्रवेश करने और काम करने के संदर्भ में आवश्यक नियमों का सख्ती से पालन करता/करती हूँ  
हूँ खतरनाक एवं हानिकारक क्षेत्रों में प्रवेश करना और काम करना ना संदिग्ध भां आवश्यक नियमों का पालन करी रहूँ/रही हूँ.
- 

I never disable safety devices  
मैं सुरक्षा उपकरणों की कभी भी उपेक्षा, अवहेलना नहीं करता/करती  
हूँ सुरक्षा उपकरणों की कभी भी उपेक्षा, अवहेलना नहीं करता/करती.
- 

I respect all the H&S rules, standards and signals and I wear the required PPE  
मैं H&S के सभी बुनियादी व जरूरी नियमों, मानकों और संकेतों का पालन करता हूँ और मैं आवश्यक PPE पहनता/पहनती हूँ  
हूँ H&S का पालना अथवा जरूरी तमाम नियमों, धोरणों और संकेतों का पालन करूँ/करती हूँ और आवश्यक PPE पहनूँ/पहनती हूँ.








## 5.7. EMERGENCY SIGNS

 <p>Directional signs pointing to each exit</p>	 <p>Green crescent is also acceptable.</p>	 <p>Emergency eye-wash station</p>	 <p>Assembly Point</p>
--	---	--	---


*[Handwritten signature]*

<b>AM/NS INDIA</b> (AMNSIL)	ARCELORMITTAL NIPPON STEEL INDIA LIMITED	Ref:	AMNS/Project/ TS/ HSEM/ 18
	HSE MANAGEMENT SYSTEM FOR PROJECTS	Revision No.	00
	HSE TECHNICAL STANDARD	Effective Date:	15-12-2022
	<b>SAFETY SIGNAGE AND DISPLAY OF SAFETY INFORMATION</b>	Page No.	Page 8 of 10

## 5.8. WARNING SIGNS – HAZARDOUS CONDITIONS

			
Caution compressed gas	High Voltage	Beware - forklifts!	Danger flammable
			
Caution battery charging area	Warning! H2S	Warning slippery surface	

## 5.9. FIRE EQUIPMENT


	
Break glass point	One sign for each extinguisher – Wall mounted at 1.5m+

*[Handwritten signature]*



<b>AM/NS INDIA</b> (AMNSIL)	<b>ARCELORMITTAL NIPPON STEEL INDIA LIMITED</b>	Ref:	<b>AMNS/Project/ TS/ HSEM/ 18</b>
	<b>HSE MANAGEMENT SYSTEM FOR PROJECTS</b>	Revision No.	<b>00</b>
	<b>HSE TECHNICAL STANDARD</b>	Effective Date:	<b>15-12-2022</b>
	<b>SAFETY SIGNAGE AND DISPLAY OF SAFETY INFORMATION</b>	Page No.	Page 9 of 10

## 5.10. PROHIBITION SIGNS



## 5.11. SPECIFICATION, SHAPE, COLOUR AND SYMBOLS FOR HSE SIGNAGE (STANDARD)

- Means of escape and emergency Signs (Safe Condition Signs)
- Fire Safety Signs
- Mandatory Action Signs
- Prohibition Signs
- Warning Signs

 Emergency Exit (Left Hand)	 Fire Extinguisher	 No Smoking	 General Warning Signs
 Emergency Exit (Right Hand)	 Fire Hose Reel	 No open flame	 Warning Explosive Material

<b>AM/NS INDIA</b> (AMNSIL)	ARCELORMITTAL NIPPON STEEL INDIA LIMITED		Ref:	AMNS/Project/ TS/ HSEM/ 18
	HSE MANAGEMENT SYSTEM FOR PROJECTS		Revision No.	00
	HSE TECHNICAL STANDARD		Effective Date:	15-12-2022
	SAFETY SIGNAGE AND DISPLAY OF SAFETY INFORMATION		Page No.	Page 10 of 10

 First Aid	 No through fare	 Water Not Drinking	 Warning Radioactive material or ionising radiation
 Emergency Telephone	 No access for persons with pace makers	 Slippery Wet Surface	 Warning Laser Beam
 Direction, Arrow (900 increments), Safe Condition	 Fire alarm call point	 Danger Suspended load	 Warning Non ionising radiation
 Direction, Arrow (450 increments), Safe Condition	 Warning Biological Hazard	 Warning Drop (Fall)	 Warning Magnetic Field
 Danger – Overhead Hazard	 Warning Low Temperature / Freezing Condition	 Warning Falling Objects	 Warning Obstacles

